

G.I. CONDUIT & ACCESSORIES

G.I CONDUIT - CLASS 4

G.I CONDUIT - CLASS 3

CONDUIT FITTINGS & ACCESSORIES

GI FLEXIBLE CONDUITS

G.I JUNCTION BOX




G.I. CONDUIT CLASS 4 & CLASS 3



G I CONDUIT - CLASS 4

Hot Dip Galvanised Steel Conduits complying to BS 4568 Part 1 :1993.
 Hot dip galvanised (Heavy Protection), both inside and outside.
 Both ends threaded with one coupler and protected with plastic cap at the other end.
 Standard Length is 3.75 meters (10pcs / bundle).



PART No.	Size (mm)	Outside Diameter		Wall Thickness (mm)	Length (meters)	Length of Thread		Primary Bundle (pcs)
		Min	Max			Min	Max	
KBC420	20	18.9mm	19.05mm	1.6±0.15	3.75	11.5mm	13.5mm	10
KBC425	25	25.25mm	25.4mm	1.6±0.15	3.75	13.0mm	15.0mm	10
KBC432	32	31.5mm	31.8mm	1.6±0.15	3.75	16.0mm	18.0mm	10

Also available in 40 & 50mm inside & outside galvanised class 4 (BS31)

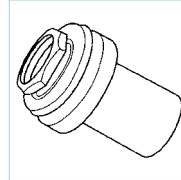
G I CONDUIT - CLASS 3

Pre Galvanised Steel Conduits complying to BS 4568 Part 1 :1993.
 Pre Galvanised (Heavy Protection), both inside and outside.
 Both ends threaded with one coupler and protected with plastic cap at the other end.
 Standard Length is 3.75 meters (10pcs / bundle).



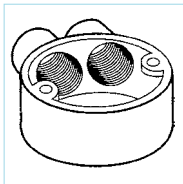
PART No.	Size (mm)	Outside Diameter		Wall Thickness (mm)	Length (meters)	Length of Thread		Primary Bundle (pcs)
		Min	Max			Min	Max	
KBC320	20	19.7mm	20.0mm	1.35±0.15	3.75	13.0mm	15.0mm	10
KBC325	25	24.6mm	25.0mm	1.35±0.15	3.75	16.0mm	18.0mm	10
KBC332	32	31.6mm	32.0mm	1.35±0.15	3.75	18.0mm	20.0mm	10

CONDUIT FITTINGS & ACCESSORIES



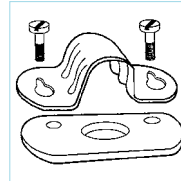
Flanged Coupling No. KB 110/KB111

Material: Malleable Iron
 Complete with washer and brass bush
 Finishes: Black Enamel, Galvanised
 P110(Lead washer)
 P111(Neprene washer)
 Size: 20mm 25mm 32mm



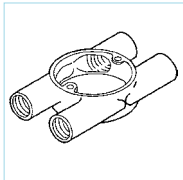
Branch Two Way (U) No. KB 195

Size: 20mm 25mm
 Pack Qty: 10 10



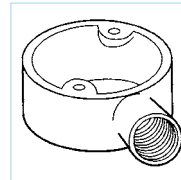
Spacer Bar Saddle No. KB 431

Material: Steel
 Finishes: Black Enamel, Galvanised
 Size: 20mm 25mm 32mm



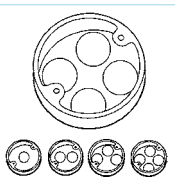
Twin Through Way (H) No. KB 197

Size: 20mm 25mm
 Pack Qty: 10 10



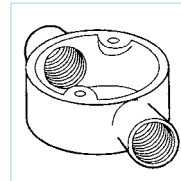
Terminal (1 way) No. KB 181

Size: 20mm 25mm
 Pack Qty: 10 10



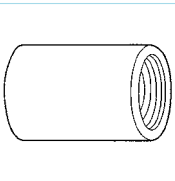
Malleable Iron Medium No. KB 272

Material: Malleable Iron. Finishes: Black Enamel, Galvanised. With tapped hole in base for earthing screw. 1,2,3,4Holes.
 Minimum: 31mm Deep X 63.5mm Inter.Dia.



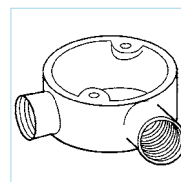
Through (2 way) No. KB 182

Size: 20mm 25mm
 Pack Qty: 10 10



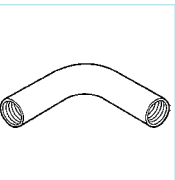
GI Coupler No. KB 101

Material: Steel
 Finishes: Black Enamel, Galvanised
 Size: 20mm 25mm 32mm
 Size: 1½" 2"



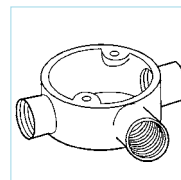
Angle (A way) No. KB 183

Size: 20mm 25mm
 Pack Qty: 10 10



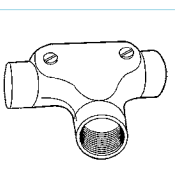
Internal Thread Normal Bends No. KB 141

Material: Steel
 Finishes: Black Enamel, Galvanised
 Size: 20mm 25mm 32mm



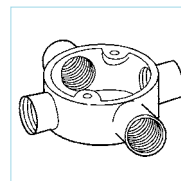
Tee (3 way) No. KB 184

Size: 20mm 25mm
 Pack Qty: 10 10



Channel Inspection Tee No. KB 133

Material: Malleable Iron,
 Finishes: Black Enamel, Galvanised
 Size: 20mm 25mm 32mm



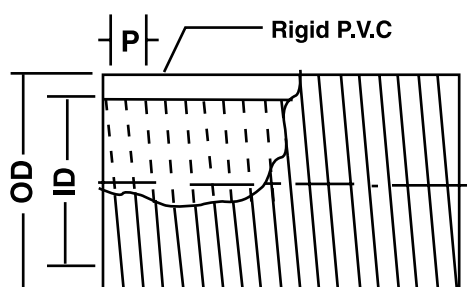
Intersection (4 way) No. KB 185

Size: 20mm 25mm
 Pack Qty: 10 10

G.I FLEXIBLE CONDUIT & G.I JUNCTION BOX

G.I FLEXIBLE CONDUIT WITH PVC COATED

Kedbrooke GI Flexible Conduit with PVC coating is intended to protect cables in applications where there is repeated flexing, vibration and bending. When installing wiring systems, adherence to the current wiring regulations is strongly advised.



CODE No.	Outer Dia	Inner Dia	Thickness Of Steel Strip (Width*thickness)
KFC-20	20MM	16.5MM	8.6*0.22MM
KFC-25	25MM	21.0MM	9.5*0.22MM
KFC-32	32MM	27.5MM	12.7*0.25MM
KFC-40	43MM	38.0MM	12.7*0.28MM
KFC-50	52MM	46.0MM	17*0.35MM

G.I JUNCTION BOX



MODEL	SIZE	THICKNESS	DEPTH	KNOCK OUT HOLE SIZE	EARTHING
KGIB3X3	3 X 3	0.8MM	35MM	20MM & 25MM	BRASS TERMINAL
KGIB3X3BS	3 X 3	1.1MM	35MM	20MM & 25MM	BRASS TERMINAL
KGIB3X6	3 X 6	0.8MM	35MM	20MM & 25MM	BRASS TERMINAL
KGIB3X6BS	3 X 6	1.1MM	35MM	20MM & 25MM	BRASS TERMINAL

All Kedbrooke GI Junction boxes with adjustable lug.